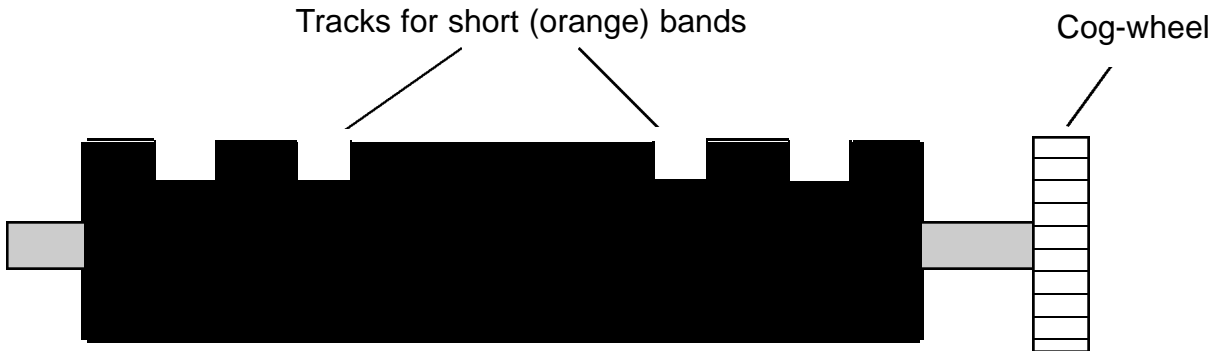


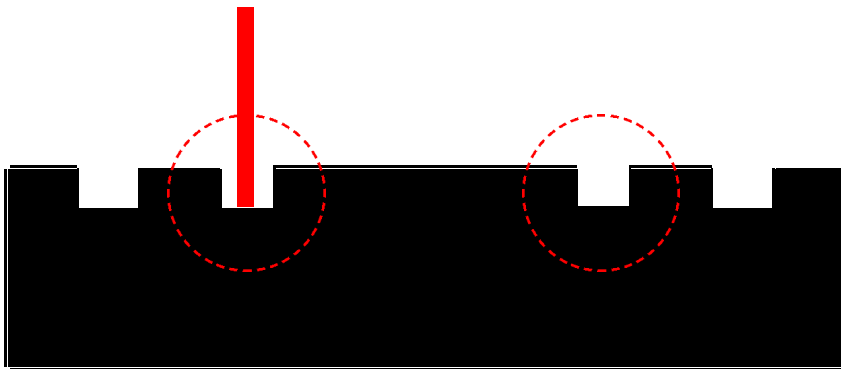
# Fading bands

Fading bands are known to give read-problems. If the error-msg gives S-S-S-S-S and Chronological (or Fournier) does not give read-error, it is most probably a result of fading bands.

Take off the Gear-cover and move the orange bands from their tracks on the driven shaft



1.

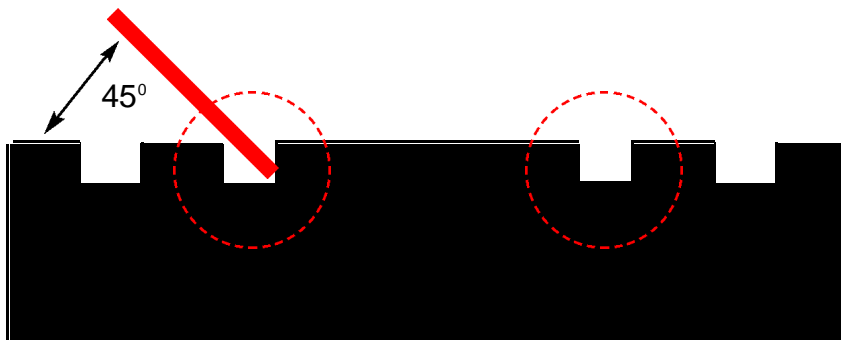


To avoid fading you need "to emboss" the tracks for the orange bands on the driven roller.

You are advised to use a brand new hack-saw blade of high quality (Sandvik).

1. Hold the blade vertically in one of the tracks. Press firmly downwards while moving the blade to the left (away from the hopper).

2.



NB! The roller must rotate as you move the blade to the left. That is to say, you must avoid to saw in the roller.

2-3. When the roller has completed its revolution (rotated one lap, i.e. 360°), repeat the procedure with the blade in 45 degrees angle to the left and right respectively. See fig. 2 and 3.

3.

